



THE
ANDY DYE
COURSE

PLAYER'S BOOK



THE DYE COURSE

USGA COURSE/SLOPE RATINGS
BLUE WHITE RED
74.2/138 71.0/131 72.2/122

HOLE	GOLD	BLUE	WHITE	RED			PAR	H'CAP		
1	447	415	380	333			4	7		
2	406	346	311	254			4	13		
3	242	228	180	137			3	9		
4	489	471	442	349			5	11		
5	383	361	321	264			4	3		
6	490	465	435	363			4	5		
7	336	317	270	189			4	17		
8	191	171	161	89			3	15		
9	512	499	448	415			5	1		
OUT	3526	3273	2948	2393			36			
10	427	396	379	346			4	14		
11	641	584	541	482			5	2		
12	162	136	116	100			3	18		
13	353	332	296	262			4	12		
14	490	445	386	292			4	6		
15	471	444	422	388			4	8		
16	603	551	520	505			5	10		
17	177	141	125	95			3	16		
18	473	439	405	327			4	4		
IN	3797	3468	3190	2797			36			
TOT	7323	6741	6138	5190			72			



We proudly present Eagle Ridge Golf & Country Club to you. It has been our dream to create the complete golfing experience, near enough to Metro Manila to be convenient and far enough away so you can experience a slice of our idyllic Philippine countryside.

Eagle Ridge is the realization of this dream.

With four championship courses designed by Isao Aoki, Andy Dye, Nick Faldo and Greg Norman, Eagle Ridge is now the largest golfing facility in the country featuring a golf course to suit all skill levels and playing preferences.

The facilities at Eagle Ridge cater to all the needs of a family weekend in a country club. Aside from the three golf clubhouses, the Family & Sports Clubhouse offers everything from badminton to bowling to movies and a resort-style swimming pool. Indeed, there is something for each member of the family at Eagle Ridge.

Welcome to Eagle Ridge. Enjoy your stay. We hope to have you back over and over again, and perhaps even come back to stay for good.

TOMAS I. ALCANTARA
Chairman


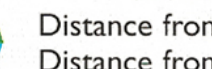
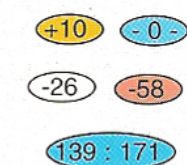




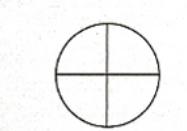
EXEQUIEL D. ROBLES
President



THE ANDY DYE COURSE

We would like to take this opportunity to welcome you to the Andy Dye Signature golf course at Eagle Ridge Golf and Country Club. One of our four great championship courses, the Dye course makes great use of the land with most of the holes flanked by deep ravines and many of the greens and bunkering reminiscent of the great courses of Scotland. It is a difficult course and we suggest you will maximize your fun and challenge by using this players book and by playing from tees that are appropriate to your handicap. Blue tees are best for professionals and low handicappers. White tees are very enjoyable for most golfers. Play fast and swing slowly.

LEGEND

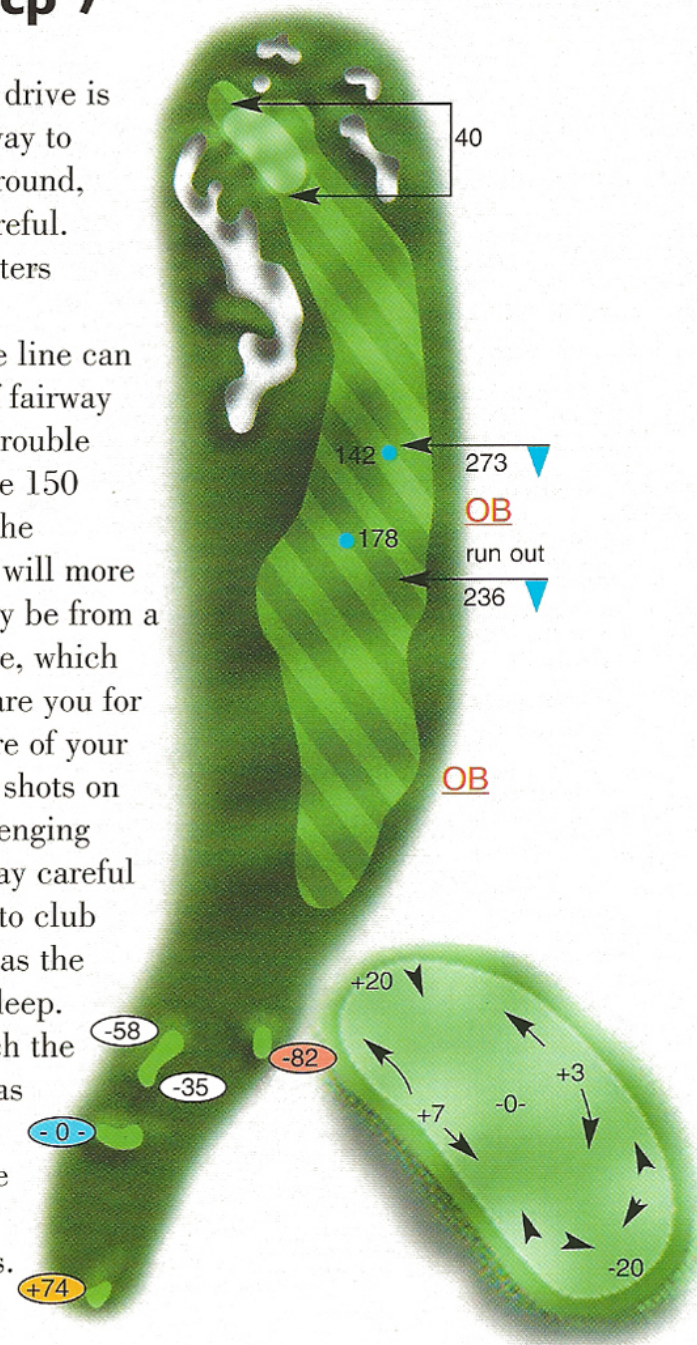
- 
 224
282
- 
 224
282
- 
 +10 -0-
-26 -58
139 : 171
- 
 Green slope trend, from high to low point
- 
 •178
- 
 A
- 
 Water Hazards and Lateral Hazards
- 
 All measurements are laser accurate to 1 yard. Measurements to the greens are to the center. Add or subtract appropriately for front and rear pin positions. On course measurements are to the center of the green unless otherwise noted.

Dye Course

1 Par 4
Hcp 7

477 415 380 333

A good drive is the way to start any round, but be careful. Strong hitters taking an aggressive line can run out of fairway and find trouble behind the 150 marker. The approach will more than likely be from a sidehill lie, which will prepare you for many more of your approach shots on this challenging course. Pay careful attention to club selection as the green is deep. Also watch the mounds, as Dye asks you to use them as backstops.



Dye Course

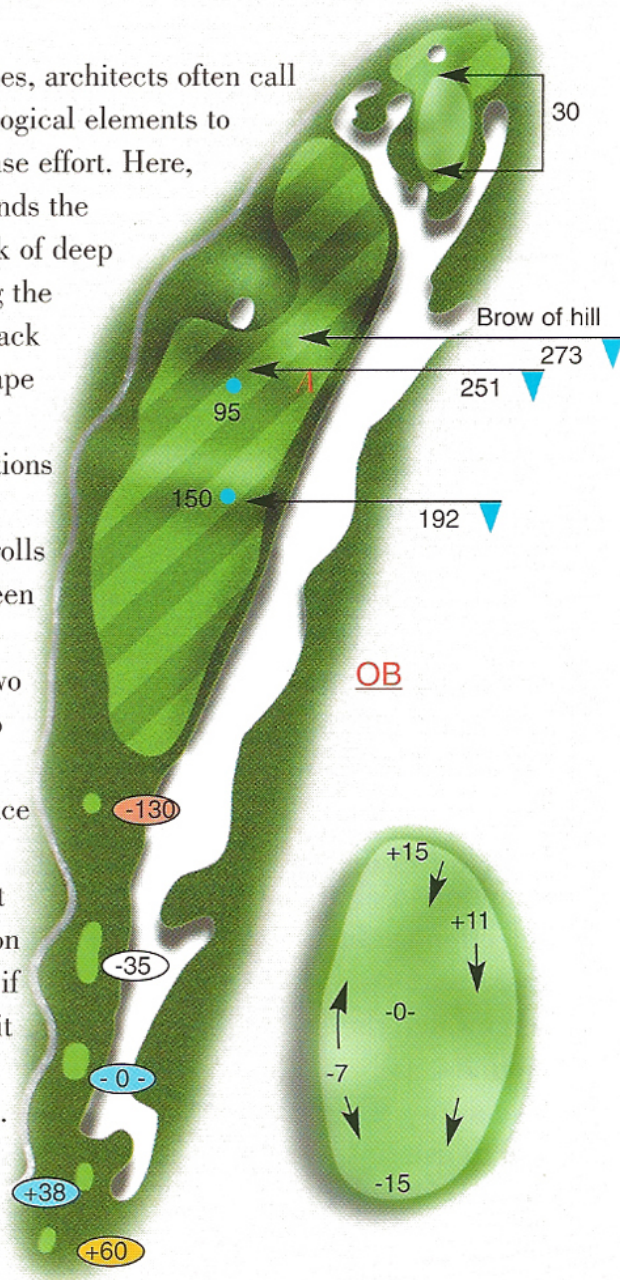
2 Par 4
Hcp 13

406 346 311 254



On short holes, architects often call on psychological elements to aid in the defense effort. Here, Andy Dye reminds the golfer of the risk of deep sand by starting the bunker at the back tees, lest it escape our attention.

Fairway undulations make a flat lie unlikely while rolls on the small green compound the difficulty of a two putt par. Play to your favorite approach distance and trust your swing, aiming at a specific spot on the green, even if you cannot see it from behind a towering mound.



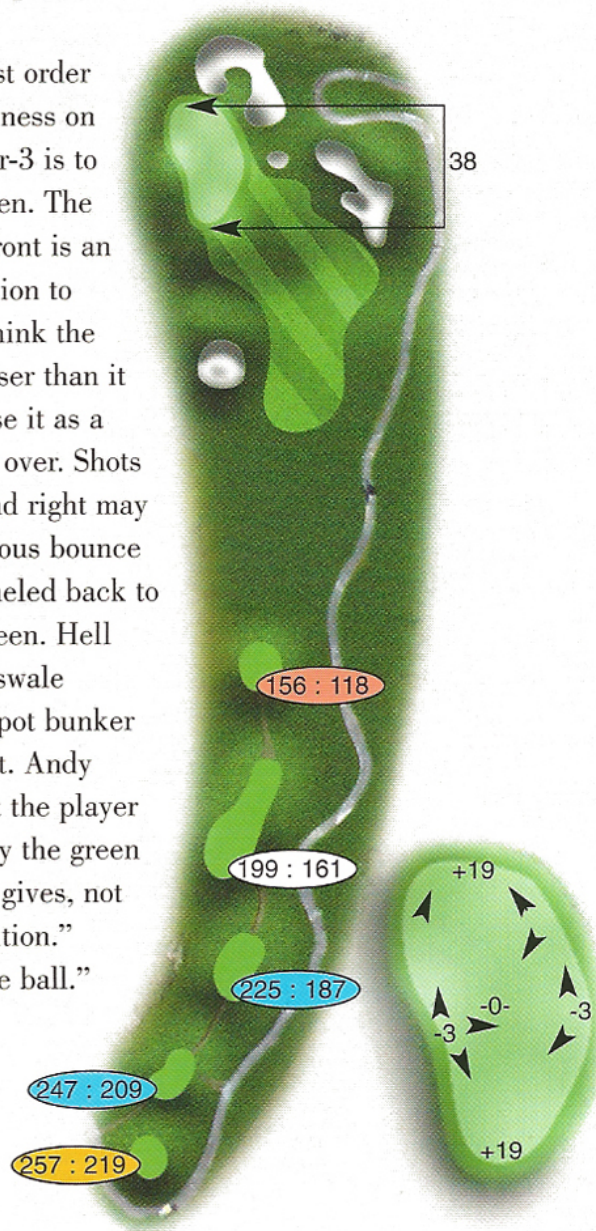
Dye Course

3 Par 3
Hcp 9

242 228 180 137



Your first order of business on this long par-3 is to find the green. The bunker in front is an optical illusion to make you think the green is closer than it really is. Use it as a target to fly over. Shots left short and right may get a fortuitous bounce and be funneled back to the deep green. Hell here is the swale behind the pot bunker middle right. Andy advises that the player should "play the green and what it gives, not the pin position." And "Be the ball."



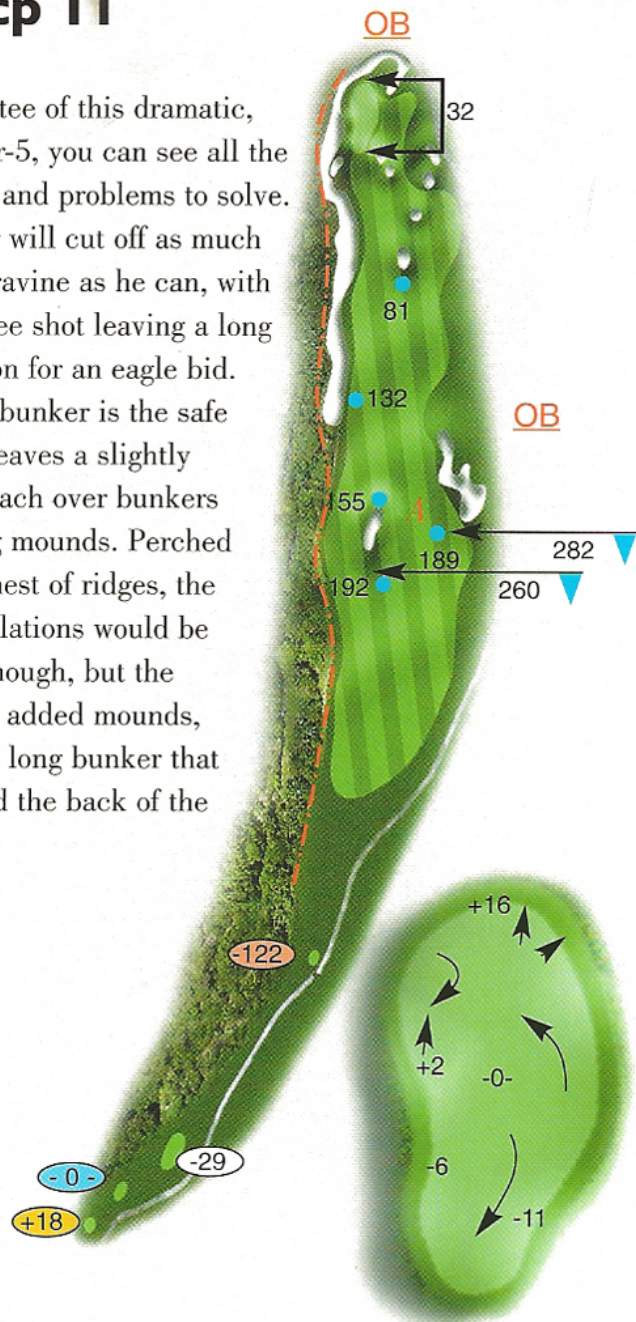
Dye Course

4 Par 5
Hcp 11

489 471 442 349



From the tee of this dramatic, short par-5, you can see all the possibilities and problems to solve. The gambler will cut off as much of the deep ravine as he can, with the perfect tee shot leaving a long to middle iron for an eagle bid. Right of the bunker is the safe side, but it leaves a slightly longer approach over bunkers and towering mounds. Perched on the slimmest of ridges, the green's undulations would be protection enough, but the designer has added mounds, swales and a long bunker that wraps around the back of the green.



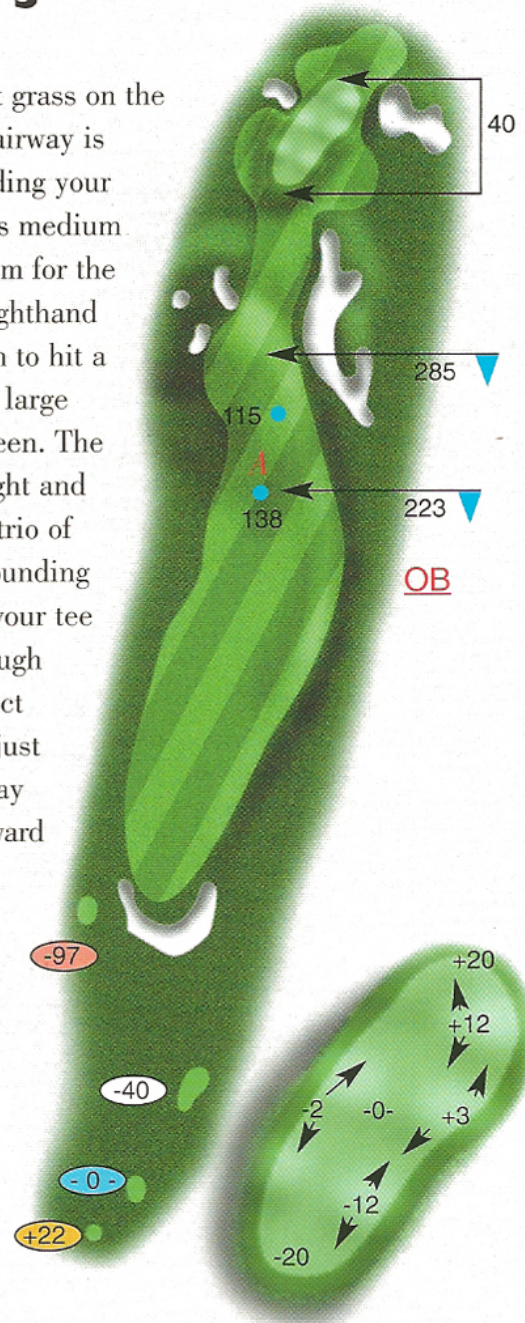
Dye Course

5 Par 4
Hcp 3

383 361 321 264



Finding short grass on the plateaued fairway is essential to holding your approach on this medium length par-4. Aim for the middle of the righthand bunker and plan to hit a high fade into a large and elevated green. The fairway turns right and downhill at the trio of bunkers and mounding on the left and your tee shot can find rough there. The perfect landing area is just before the fairway makes its downward plunge.



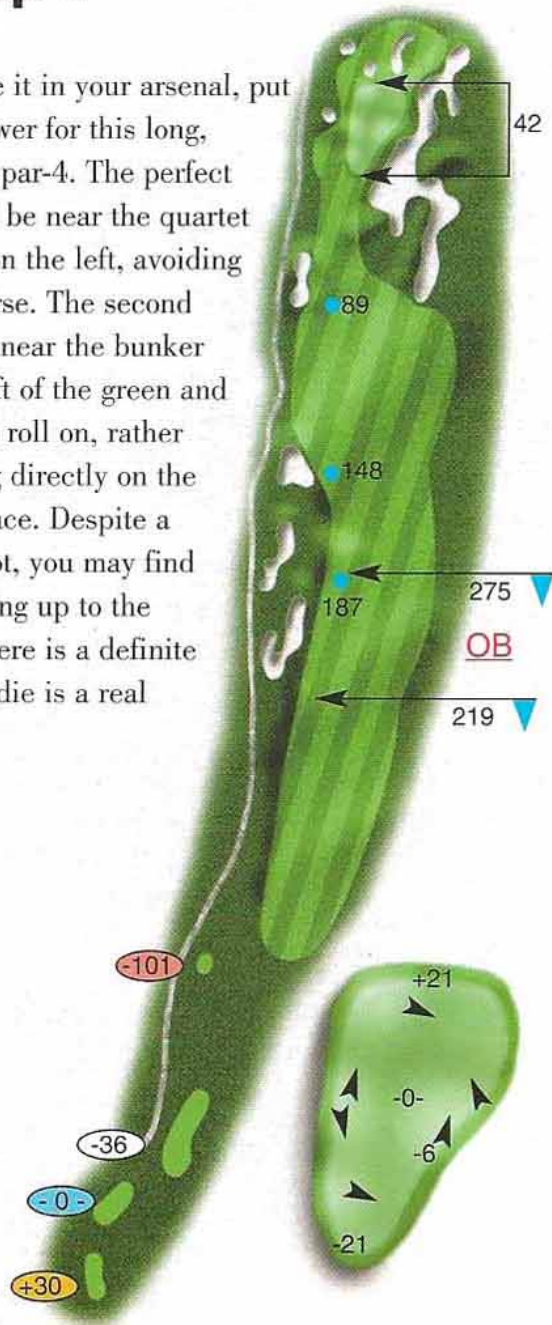
Dye Course

6 Par 4
Hcp 5

490 465 435 363



If you have it in your arsenal, put on the power for this long, meandering par-4. The perfect tee shot will be near the quartet of bunkers on the left, avoiding them of course. The second should land near the bunker short and left of the green and be played to roll on, rather than landing directly on the putting surface. Despite a great tee shot, you may find yourself laying up to the green. Par here is a definite plus and birdie is a real bonus.



Dye Course

7 Par 4
Hcp 17

336 317 270 189



Pure risk and reward, there is forty yards of open fairway in front of the green. So, if conditions are right (wind behind) and you got a good night's sleep, go for the green on this tantalizingly short par-4. But you must commit to your line, for any deviation will spell trouble. Alternately, you can play conservatively and short or left of the fairway bunker, pitch on and walk away with a bird.





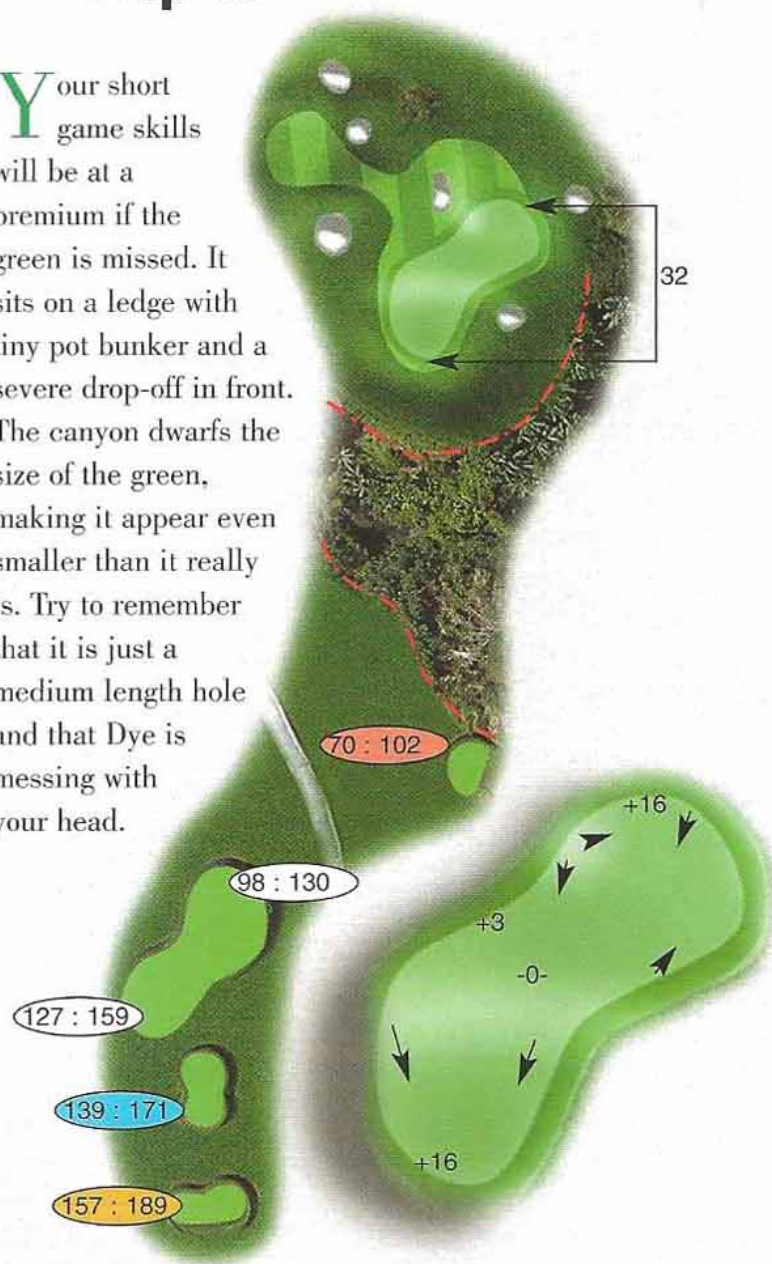
Dye Course

8 Par 3
0 Hcp 15

191 171 161 89



Your short game skills will be at a premium if the green is missed. It sits on a ledge with tiny pot bunker and a severe drop-off in front. The canyon dwarfs the size of the green, making it appear even smaller than it really is. Try to remember that it is just a medium length hole and that Dye is messing with your head.



Dye Course

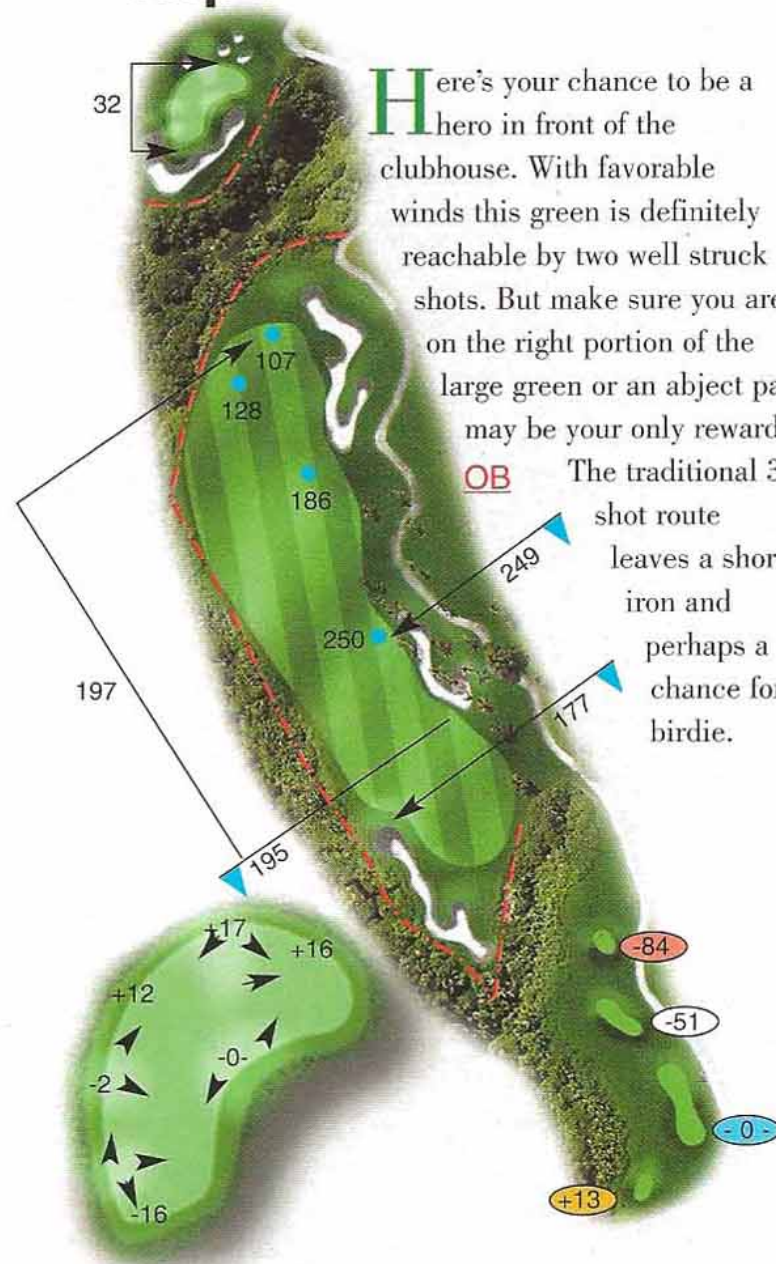
9 Par 5
0 Hcp 1

512 499 448 415



Here's your chance to be a hero in front of the clubhouse. With favorable winds this green is definitely reachable by two well struck shots. But make sure you are on the right portion of the large green or an abject par may be your only reward.

OB The traditional 3-shot route leaves a short iron and perhaps a chance for birdie.



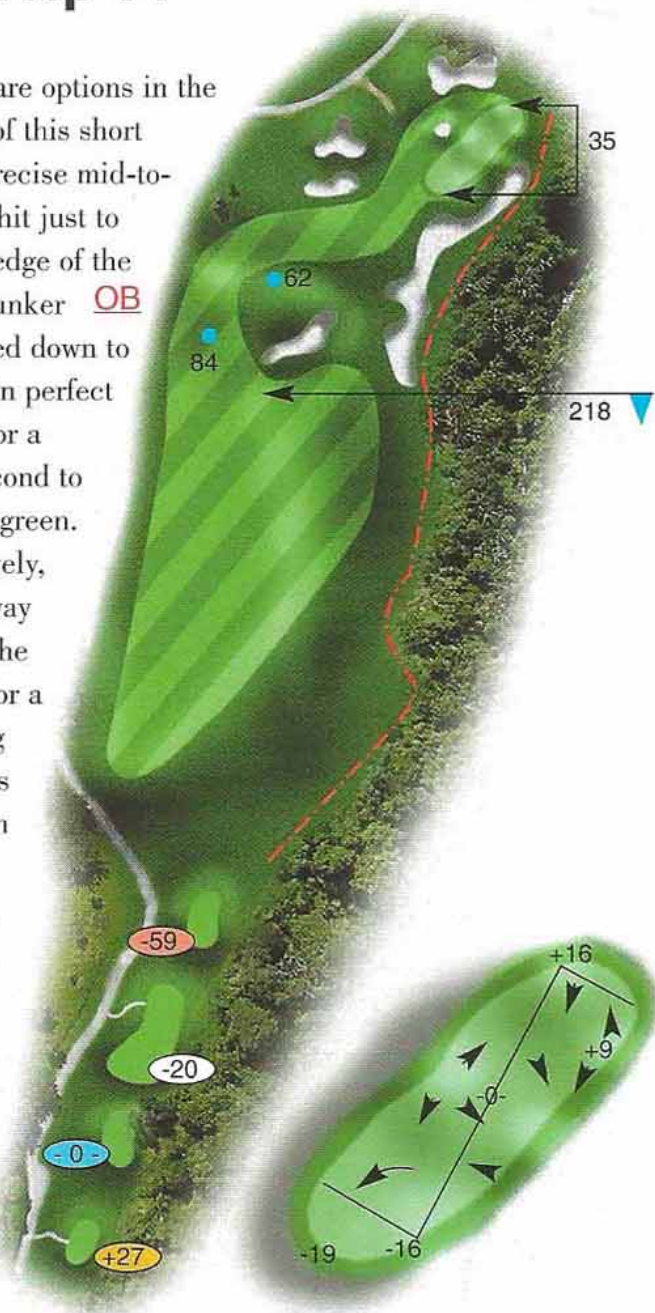
Dye Course

10 Par 4
Hcp 14

427 396 379 346



There are options in the play of this short hole. A precise mid-to-long iron hit just to the right edge of the fairway bunker **OB** should feed down to the right in perfect position for a wedge second to the small green. Alternatively, hit a fairway wood up the left side for a look along the green's axis, again with a wedge in.



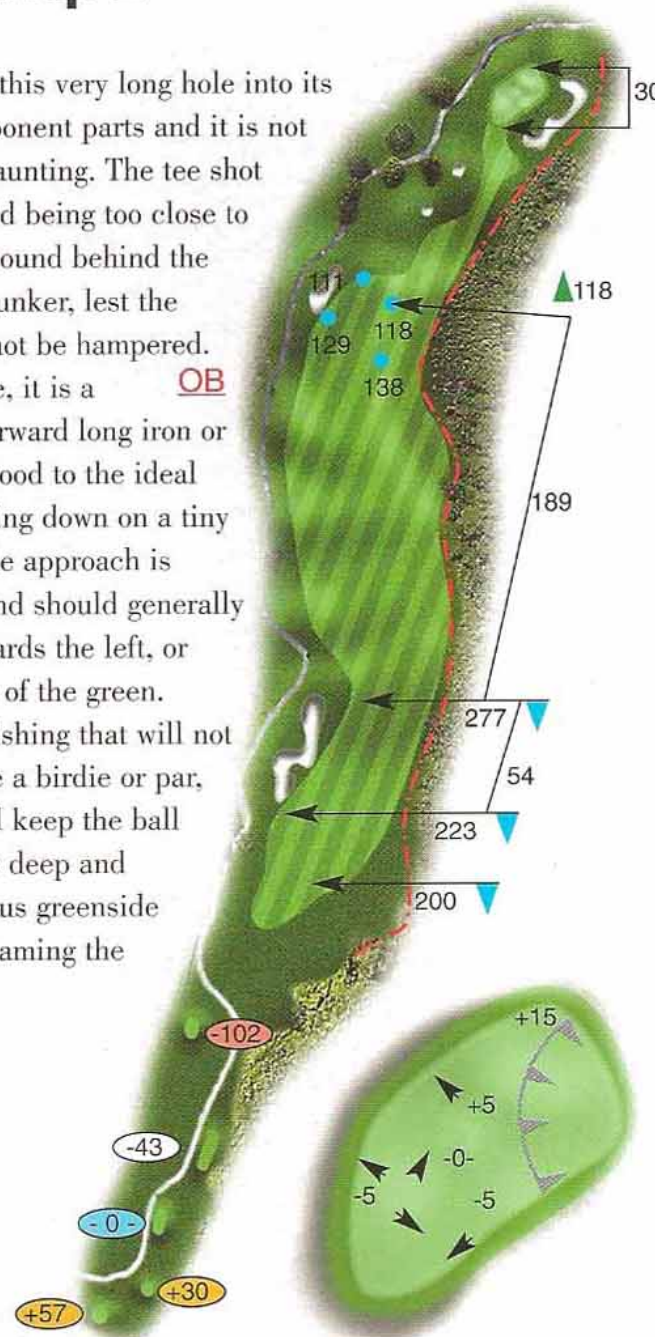
Dye Course

11 Par 5
Hcp 2

641 584 541 482



Break this very long hole into its component parts and it is not all that daunting. The tee shot must avoid being too close to the tall mound behind the fairway bunker, lest the second shot be hampered. That done, it is a **OB** straightforward long iron or fairway wood to the ideal spot looking down on a tiny green. The approach is critical and should generally keep towards the left, or high side of the green. Accomplishing that will not guarantee a birdie or par, but it will keep the ball out of the deep and treacherous greenside bunker framing the green.

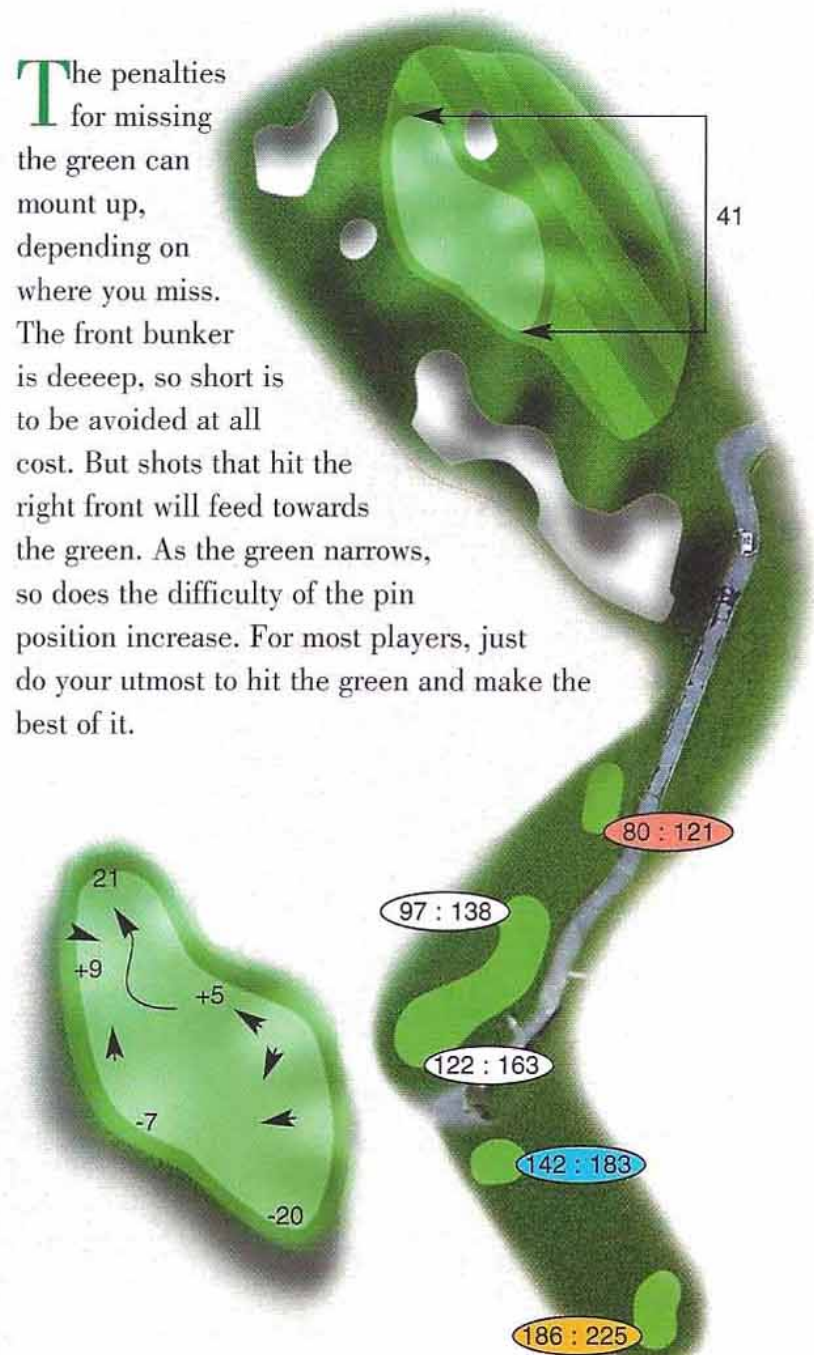


Dye Course

12 Par 3
Hcp 18 162 136 116 100



The penalties for missing the green can mount up, depending on where you miss. The front bunker is deeeep, so short is to be avoided at all cost. But shots that hit the right front will feed towards the green. As the green narrows, so does the difficulty of the pin position increase. For most players, just do your utmost to hit the green and make the best of it.

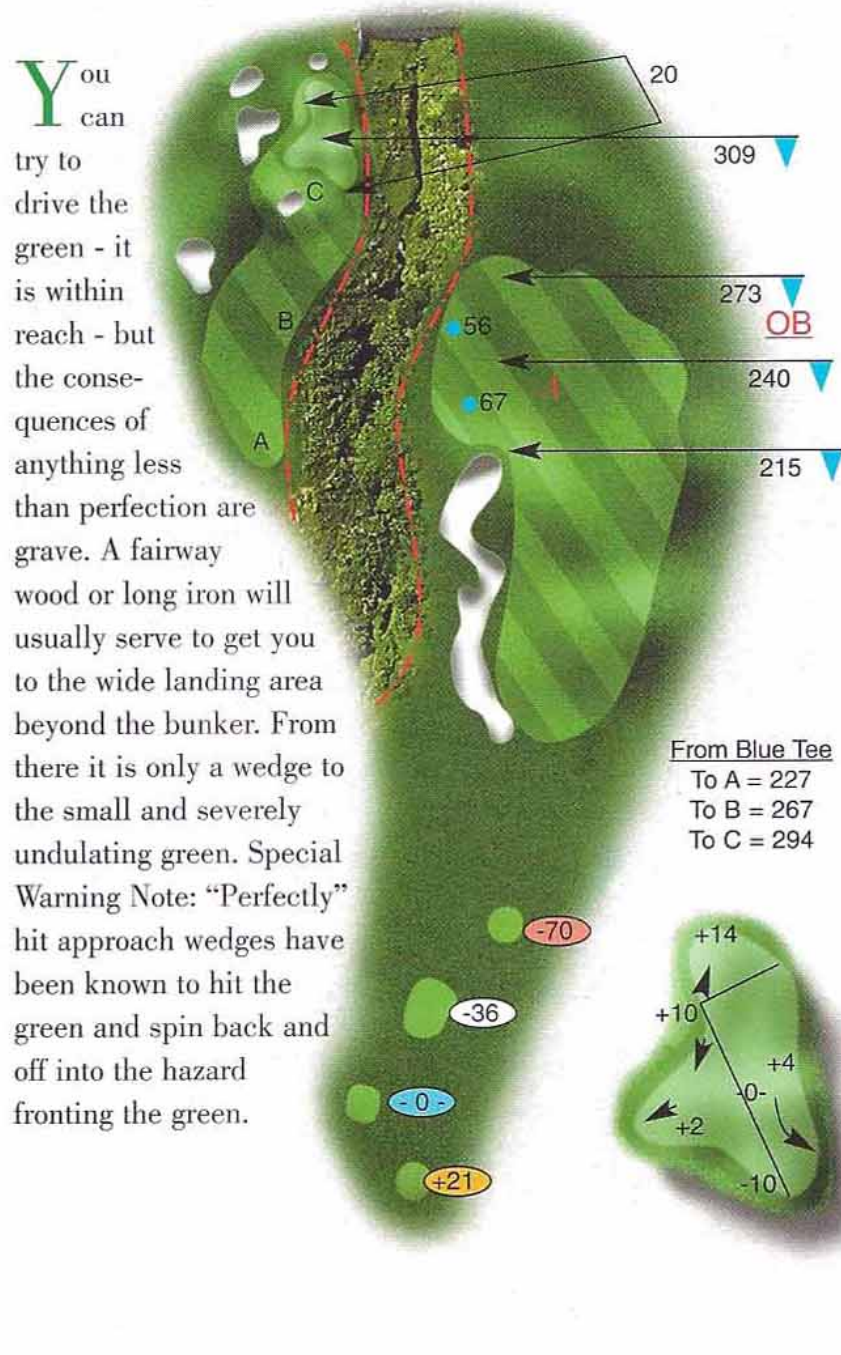


Dye Course

13 Par 4
Hcp 12 353 332 296 262



You can try to drive the green - it is within reach - but the consequences of anything less than perfection are grave. A fairway wood or long iron will usually serve to get you to the wide landing area beyond the bunker. From there it is only a wedge to the small and severely undulating green. Special Warning Note: "Perfectly" hit approach wedges have been known to hit the green and spin back and off into the hazard fronting the green.





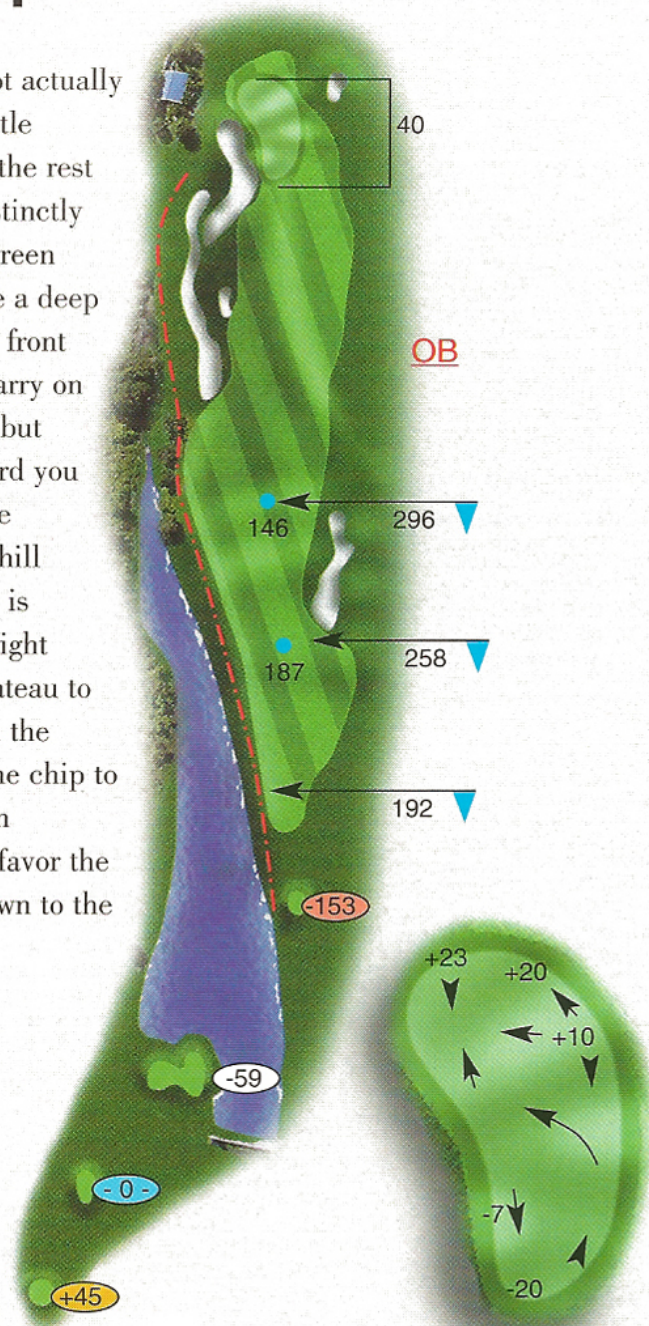
Dye Course

14 Par 4
Hcp 6

490 445 386 292



The tee shot actually plays a little downhill, but the rest of the hole distinctly rises up to a green perched above a deep bunker on the front left. It is all carry on the tiger line, but the more hazard you can cut off, the shorter the uphill second. There is space on the right behind the plateau to shy away from the bunker, and the chip to most of the pin positions will favor the slope back down to the green.



Dye Course

15 Par 4
Hcp 8

471 444 422 388



Target the right edge of the first bunker to stay as far away from the hazard as possible. The fairway runs downhill from about 250 yards and narrows to as little as 30 yards, the farther you hit, but the rewards are a good view and a middle iron to a long green sitting somewhat downhill.

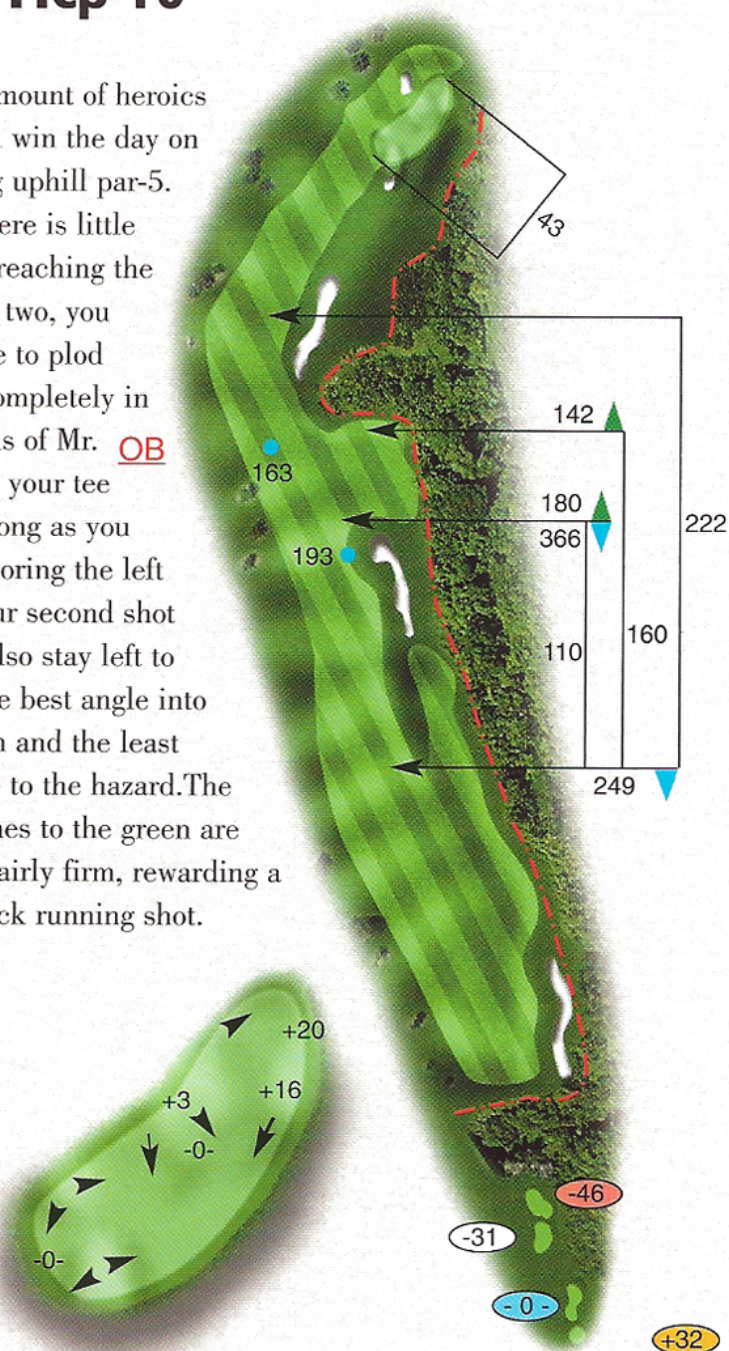


Dye Course

16 Par 5
Hcp 10 603 551 520 505



No amount of heroics will win the day on this long uphill par-5. Since there is little hope of reaching the green in two, you just have to plod along, completely in the hands of Mr. **OB** Dye. Hit your tee shot as long as you dare, favoring the left side. Your second shot should also stay left to afford the best angle into the green and the least exposure to the hazard. The approaches to the green are usually fairly firm, rewarding a well struck running shot.




Dye Course

17 Par 3
Hcp 16 177 141 125 95



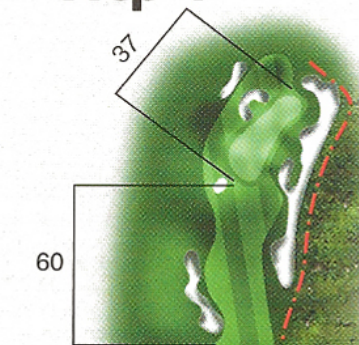
This short hole will keep you confused while you ponder the variables. You can feel the wind on your face and see the treetops dancing while the flag below hangs limp. The large mound back left dominates the green's movement, but there are also some more subtle dips and rises that will test your abilities.



Dye Course

18 Par 4
Hcp 4

473 439 405 327



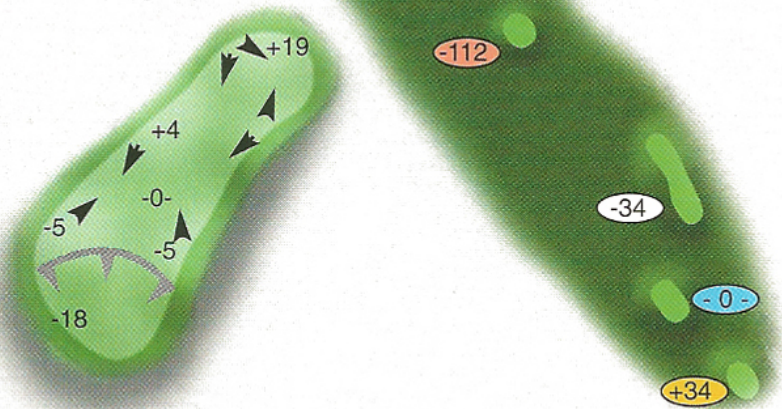
OB

182

274

193

To attack this difficult hole you must hug the hazard on the right side, knowing that no matter how well you hit your tee shot, your second will require great skill and technique. The smart golfer will seriously consider laying up and hoping for a good up and down for par. If you are long and left, you will need finesse and bravery.



The Andy Dye Course

Tees	Front	Back	Total	Par
Gold	3526	3797	7323	72
Blue	3273	3468	6741	72
White	2948	3190	6138	72
Red	2393	2797	5190	72

Of Special Note

Course Markings

- A. Perimeter fences and white stakes are Out of Bounds.
- B. Yellow stakes indicate Water Hazards.
- C. Red stakes indicate Lateral Water Hazards.
- D. Blue stakes and white lines indicate Ground Under Repair.

Distance Markers

- A. Sprinkler heads are measured to center of green along play line.
- B. White discs are 150 yards to center of green.

